

Information seeking behaviour of students in Farook Institute of Management Studies, Kozhikode

Manzoor Babu V¹, Mufeeda V²

¹Librarian, Farook College, Calicut, ²Dept. of Library & Information Science, Farook College, Kozhikode

***Corresponding Author:**

Email: manzoorbabuv@gmail.com

Abstract

The purpose of the study is to find out the information seeking behaviour of management students in Farook Institute of Management Studies. The present study quantitatively analysed the responses received from the students of the institution and presented here. The findings of the study indicate that the students mostly depend on electronic resources for satisfying their information requirements and libraries have to improve a lot for meeting the varied information requirement in the modern age.

Keywords: Information seeking behaviour, Management, Management libraries, Farook Institute of Management Studies

Introduction

Information is a powerful instrument in society and it plays a significant role in improving the quality of life of an individual. Information in the present context, is not merely a piece of data but rather the life blood of the scholarly world. Information is being regarded not only as a national resource but a global necessity. Information is inevitable for an organization in decision making and it is a gem and key to all developments. As a general rule, the most successful man in life is the man who has the best information. Information has become the most important aspect of today's social development. According to Nauta "Information is always informative about something, being a component of the output or result of the process"(Khan, 13).

Information Seeking Behaviour

The term Information Seeking Behaviour coined by Wilson in 1981. It is the way user seeks information, the way they go about finding it and the way they use it. It has two aspects. Verbal behaviour and actual behaviour. Verbal behaviour is what they express, they like and they do. Actual behaviour is not expressed. According to Wilson "Information Seeking Behaviour" is the purposive seeking for information as a consequence of a need to satisfy some goal. In the course of seeking individual may interact with manual information systems or with computer based systems.

Value of Information in Management

Managing is a very essential and basic human activity. Management is universal in the sense that it is common and essential element in all enterprises. Management literally means managing men. But the term management used in business has a wider sense. A manager is someone whose main responsibility is to organize other people's time within an organization, in order to pursue the objectives of the organization, and whose primary activity is in communicating with others

to achieve these ends. Value of information is the amount a decision maker would be willing to pay for information prior to making a decision. The value of information is a very slippery concept as information does not have any universal value. Its value is related to the person who uses it, when he uses it and for what he uses it and for what he uses it. Any assessment of the value of information is therefore related to the value of the decision making supported by such information.

Farook Institute of Management Studies

Farook Institute of Management Studies (FIMS) is a leader in the field of business education in Kerala. Promoted by Farook College, Calicut the stalwart in the higher education scenario of North Kerala since 1948. The contribution of Farook College in the educational renaissance of Malabar is unparalleled. The campus has molded some of the best talents in the fields of Literature, Politics, Civil Service, Science and Technology, Medicine, Media etc of national and international acclaim. FIMS has inherited this proud legacy and offers the best in management studies with a motto of creating management professionals with a global outlook.

Farook Institute of Management Studies was established in 2009 to train and provide knowledge to aspiring MBA graduates. The institute is approved by the All India Council for Technical Education (AICTE) and is affiliated to The University of Calicut. FIMS is certified with ISO 9001:2000 certification for institute standards. Farook Institute of Management studies is situated in a separate aesthetic building in the Farook College campus. Farook Institute of Management Studies has an excellent library which has more than 7000 books, 25 journals and 20 different periodicals and a number of electronic resources including J-GATE and EBSCO.

Need and significance of the study

Management students are those who studies to manage the organization. Information is the most important resource for a manager. The way in which a manager seeks information should be the most effective and time saving way. A study about information seeking behavior of management students is necessary to understand their approach for searching information. Thereby library group can develop their collection and services and facilities to effectively meet the information needs and seeking behavior of management students.

Objectives of the study

1. To identify the information seeking behaviour of management students in Farook Institute of Management Studies.
2. To find out the information sources that the students in FIMS consult.
3. To find out the obstacles faced by the students while seeking information.
4. To find out the purpose of visiting library.
5. To study various types of information sources used by management students and identify the user preferences for using information materials (print or electronic resources).

Materials and Method

The study entitled Information Seeking behaviour of students in Farook Institute of Management Studies has conducted through the survey method. The primary data has collected using questionnaire. The study has conducted covering total population. The total population of the students in Farook Institute of Management Studies is 206. This population includes both male and female students. The study covers the entire population. 206 questionnaires distributed. Out of them 160 questionnaire were returned by the students. Thus the response rate is 77.67 percentage. The data collected have analyzed using tables and diagrams.

Literature Review

The aim of the work done by Bhatia and Venkata Rao P (2017) is to analyse the Information seeking behaviour of students in digital environment. Questionnaire method was used to collect data. The main objective of this study was to examine the information seeking behaviour and to explore the use of information technology. This study revealed that 50% of the respondents were not aware about e-resources. A majority of the students found that limited access to computers being the problem to use e-resources and indicated their willingness to get trained to learn more about using the internet and e-resources.

Information needs and seeking behaviour of agricultural students at the University of Swaziland was studied by Devi, Thiyam Satyabati (2014). The main objective of this study was to find out the awareness

and use of library resources by the students and to know the purpose of seeking information. This study revealed that most of the students come to the library to study, borrow books. This study discovered that most of the students are not aware of the available resources and services.

Information needs and Information seeking behaviour and use of information resources by MBA students at the Obafemi Awolowo University (OAU) of Nigeria was studied by Emmanuel OS and Jegede OR (2017). This study analyzed empirical data collected on the information requirement of MBA students. The findings showed that electronic materials are on a substantial increase cited as reference on their thesis, although journals, library books, textbooks were also main information sources used. However students complained on the energy and time wasted in accessing relevant information needed for their course work and research within the stipulated period.

Kadli and Hanchinal (2015) conducted a study entitled "Information Seeking Behaviour of law students in the changing digital environment". The purpose of this study was to examine the information seeking behaviour of law students. The result of this study revealed that books are still most heavily used resources by the students. Majority of the students are familiar with using offline and online legal database. However majority of the students face the problem of information overload on the internet and lack of skills to search information.

Information needs and information seeking behaviour of foreign students in university of Delhi was conducted by K.P Singh (2015). The main objective of this study was to identify the type of information resources and to find the awareness and use of library resources by the foreign students and to understand the problems faced by the foreign students while seeking information. This study revealed that most of the students seek information through internet. Research scholars used electronic resources such as database, e-journals and theses and dissertations.

Makani and Kelli woo shue (2017) made study on "Information seeking behaviour of business students and the development of academic digital libraries." Semi structured interview and observational study was used to collect data. Based on the survey and group study data, collaboration communication, and personalization are key elements to be considered when developing digital libraries for business students. Thus providing information and information tools tailored to this specific audience is more likely to increase the appeal and use of an academic business digital library.

Yadav and Kumar (2016) investigated "Information needs and Information seeking behaviour of post graduate and doctoral students". They conducted this study by providing semi structured questionnaire. A qualitative research study and survey method was used to collect data from respondents. The

main objective of this study was to assess the information needs of PG and doctoral students in social science and to determine the adequacy of information resources and services extended by the library for its users. The result of these study revealed that the university library has demonstrated a significant role in academic research and in providing various services to its students. This study explored the information seeking pattern of PG students and research scholars. Students rely heavily on the library resources, and on the internet. However they use library for print material such as books, journals and reference. A few students

also mentioned problems such as difficulty in locating information.

Analysis of Data: The results of the study, after data collected and analysed, are discussed in the following sections:

Frequency of Library Visit: The frequency of library visit is put across the students in Farook Institute of Management Studies to know how much they have got involved and interested in the use of library and depend on library resources and services for seeking information. The data obtained regarding their responses are given in Table 1.

Table 1: Frequency of Library Visit

Options	No. of Respondents		Grand total (N=160)	Percentage
	Male (N=69)	Female (N=91)		
Daily	21 (30.43%)	20 (21.97%)	41	25.63
Once in a week	17 (24.63%)	20 (21.97%)	37	23.13
Alternative days	27 (39.13%)	41 (45.05%)	68	42.50
Once in a month	4 (5.79%)	10 (10.98%)	14	8.75

The Table 1 shows that a good number of students (42.50 per cent) visit the library in alternative days, a few numbers of students (25.63 per cent) visit library daily. Few number of students (23.13 per cent) visit library once in a week. A very few in number of students (8.75 per cent) visit library once in a month.

The Table further shows that a good number of male students (39.13 per cent) visit library in alternative days. Few number of male students (30.43 per cent) visit library daily. Few number of male students (24.63 per cent) visit library once in a week. A very few number of male students (5.79 per cent) visit library once in a month. A good number of female students (45.05 per cent) visit library in alternative days. A very few number female students (10.989 per cent) visit library once in a month. The overall analysis shows that half of the students visiting library in alternative days.

Time spend in library: This question was intended to know about how much time the students spend in their library. The data obtained from students were given Table 2.

Table 2: Time Spent in Library

Options	No. of Respondents		Grand total (N=160)	Percentage
	Male (N=69)	Female (N=91)		
Less than 1 hour	64 (92.75%)	77 (84.61%)	141	88.12
1-2 hours	5 (7.24%)	14 (15.38%)	19	11.88
2-3 hours	0 (0%)	0 (0%)	0	0
More than 3 hours	0 (0%)	0 (0%)	0	0

The Table 2 shows that majority of students (88.12 per cent) spent less than one hour in library. A few number of students (11.88 per cent) spent 1-2 hour in library.

Large majority of male students (92.75 per cent) spent less than one hour in library and a very few number of male students (7.24 per cent) spent 1-2 hour in library. Majority of female students (84.61 per cent) spent less than one hour in library and a few number of female students (15.384 per cent) spent 1-2 hour in library.

It shows that majority of students spend less than one hour in library. It also shows that students are not so serious in their library use that they are not spending more than 3 hours in their library.

Purpose of Library Visit: The students are visiting the library for different purposes. The issue of the purpose of the visit was put across the students by giving four options in questionnaire. The four options are: 1) for reference, 2) for updating General knowledge, 3) for academic purpose, 4) for leisure reading. The four options of purpose were given to obtain their preference with regard to the purpose of their visit to the library. The data obtained from users regarding their purpose of library visit are given in Table 3.

Table 3: Purpose of Library Visit

Options	No. of Respondents		Grand total (N=160)	Percentage
	Male (N=69)	Female (N=91)		
For reference	23 (33.33%)	29 (31.86%)	52	32.5
For updating G.K	20 (28.98%)	16 (17.58%)	36	22.5
For academic purpose	23 (33.33%)	57 (62.63%)	80	50
Leisure reading	20 (28.98%)	18 (16.78%)	38	23.75

The Table 3 shows that half number of students (50 per cent) visit the library for their academic purpose. A good number of students (32.5 per cent) visit library for reference. Few number of students (22.5 per cent) visit library for updating General Knowledge.

The Table again shows that a good number of male students (33.33 per cent) visit library for both reference and academic purposes and few number of male students (28.98 per cent) visit library for leisure reading and for updating G. K. More than half number of female students (62.637 per cent) visit library for academic purpose. Least number of female students (17.58 per cent) visit library for updating G. K.

The overall analysis says that the students visit library for academic purposes. 32.5 per cent students visit library for reference.

The data further explained using Fig. 1.

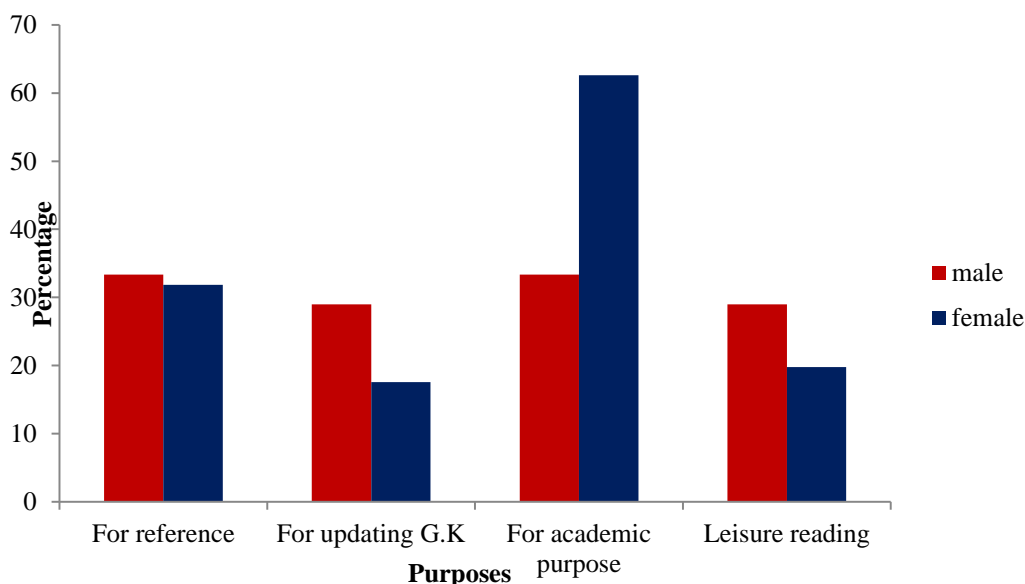


Fig. 1: Purpose of Library Visit

The Fig. 1 shows that the students visit library mainly for academic purpose and for reference for their study. All the other purposes given as options such as updating G. K and leisure reading are generally less preferred by them.

Availability of resources: Many resources are available in the library of Farook Institute of Management Studies, such as text books, reference books, periodicals, newspapers and CD ROMS etc. The data obtained from students regarding the availability of resources are given in Table 4.

Table 4: Availability of Resources

Options	No. of Respondents		Grand total (N=160)	Percentage
	Male (N=69)	Female (N=91)		
Text books	62 (89.85%)	83 (91.20%)	145	90.63
CD ROMS	3 (4.34%)	15 (16.48%)	18	11.25
Reference books	65 (94.20%)	86 (94.50%)	151	94.38
Periodicals	53 (76.81%)	71 (78.02%)	124	77.5
News paper	63 (91.30%)	84 (92.30%)	147	91.88
Theses and dissertation	11 (15.94%)	17 (18.68%)	28	17.5

The Table 4 shows that large majority of students (94.38 per cent) says that reference books are more available in the library. Lest number of students (11.25 per cent) said that the availability of CD ROMS are less in number.

The table further shows that large majority of male students (94.20 per cent) said that reference books are more available in the library. A very few number of male students (4.34 per cent) said that availability of CD ROMS is less in number. Large majority of female students (94.50 per cent) said that reference books are more available in library and a few number of female students (16.48 per cent) said that availability of CD ROMS are few in number.

The overall analysis says that the main resource available in FIMS library is reference books and less available resource is CD ROMS.

It is further explained using Fig. 2.

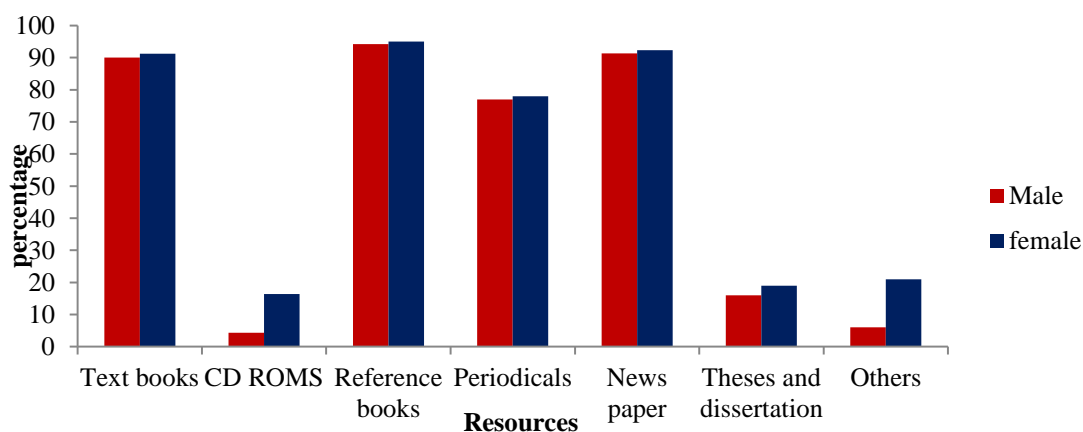


Fig. 2: Availability of Resources

Fig. 2 shows that large majority of male and female students says that reference book is the main resource available in library and CD ROMS is least available resources. 91.87 per cent students cleared that newspaper is also a main resource in their library.

Instruction from librarian to use library resources: There are many resources available in the library. Which are useful to students for seeking information and acquiring needed information. Here the investigator has made an

attempt to study about the assistance of librarian in using the library resources in FIMS library. The data obtained from students given in Table 5.

Table 5: Instruction from librarian to Use Library Resources

Options	No. of Respondents		Grand total (N=160)	Percentage
	Male (N=69)	Female (N=91)		
Yes	60 (86.95%)	79 (86.81%)	139	86.88
No	9 (13.04)	12 (13.18%)	21	13.13

The above table shows that majority of students (86.88 per cent) said that they get instructions from librarian to use library resources. 13.13 per cent students didn't get instructions from librarian to use library resources.

This Table also reveals that majority of male students (86.95 per cent) get instructions from librarian to use library resources and 13.04 per cent male students didn't get instructions from librarian. Majority of female students (86.81 per cent) get instructions and 13.18 per cent female students didn't get instructions from librarian. In this table we can understand that the majority of students get instructions from librarian to use library resources.

It shows that majority of students get instructions from librarians to use library resources. The negative response from the students may be due to the reason that they could not have participated in the library orientation programmes conducted by the librarian.

Formats of resources available in library: The question was asked to know the formats of resources available in library of Farook Institute of Management Studies. Information sources are available in both print and electronic formats. Different resources are available in library such as Text book, Reference book, Periodicals, Newspapers, CD ROMS and Theses and dissertation. The investigator included to know that in which format FIMS library has more resources, i.e., whether in print or electronic. The data obtained from users are given in Table 6.

Table 6: Formats of Resources Available in Library

Options	Print		Total (N=160)	Electronic		Total (N=160)
	Male (N=69)	Female (N=91)		Male (N=69)	Female (N=91)	
Textbooks	69 (100%)	91 (100%)	160 (100%)	0 (0%)	0 (0%)	0 (0%)
Reference books	62 (89.85%)	87 (95.60%)	149 (93.12%)	7 (10.14%)	4 (4.39%)	11 (6.87%)
Periodicals	53 (76.81%)	74 (81.31%)	127 (79.37%)	16 (23.18%)	17 (18.68%)	33 (20.62%)
News paper	69 (100%)	91 (100%)	160 (100%)	0 (0%)	0 (0%)	0 (0%)
CD ROMS	0 (0%)	0 (0%)	0 (0%)	69 (100%)	91 (100%)	160 (100%)
Theses and dissertation	56 (81.15%)	72 (79.12%)	128 (80%)	13 (18.84%)	19 (20.87%)	32 (20%)

According to the Table 6 total numbers of students (100 per cent) said that text books are the main resources available in print format and 93.12 per cent students get reference books in print format. Majority of students (79.37 per cent) are aware periodicals in print format. 6.87 per cent students get reference books in electronic format.

The table further shows that total number of male and female students said that text books and newspapers are the main resources available in print format. Majority of male students (89.85 per cent) said that reference books also available in print format. Total number of male and female students are on the opinion that reference books are least available resources in electronic format.

The overall analyses shows that In print, text books is the more available resource in the FIMS library and reference books are less available resource in print format in their library and CD ROMS is more available in electronic format.

Most Preferred Format: Students get information from different sources. They approach both print and electronic formats for acquiring information. Here the investigator has made an analysis to find out the most preferred format in using library resources, their responses are given in Table 7.

Table 7: Most Preferred Format

Options	No. of Respondents		Grand total (N=160)	Percentage
	Male (N=69)	Female (N=91)		
Print	40 (57.97%)	30 (32.96%)	70	43.75
Electronic	29 (42.02%)	61 (67.03%)	90	56.25

The Table shows that more than half of total students (56.25 per cent) prefer electronic format to seek information and a good number of students (43.75 per cent) prefer print format.

The Table again shows that more than half of male students (57.97 per cent) prefer print format and 42.02 per cent male students prefer electronic format to seek information. More than half of the female students (67.03 per cent) prefer electronic format and 32.96 per cent female students prefer print format. The students mostly prefer electronic format for acquiring information.

It shows that in the electronic environment students are gradually being attracted to electronic resources for satisfying their information requirements.

Channels used for required information: Students depend different channels for required information. The investigator wants to know which channel students depend mostly for required information. The data obtained from students are given in Table 8.

Table 8: Channels Used for Required Information

Options	No. of Respondents		Grand total (N=160)	Percentage
	Male (N=69)	Female (N=91)		
Class room lectures	24 (34.78%)	48 (52.74%)	72	45
Discussion with friends	29 (42.02%)	25 (27.47%)	54	33.75
Printed sources	31 (44.92%)	46 (50.54%)	77	48.13
Electronic sources	37 (53.62%)	51 (56.04%)	88	55
Subject experts	17 (24.63%)	15 (16.48%)	32	20

The Table 8 clear that more than half of the students (55 per cent) depend electronic sources for getting required information. Few number of students (20 per cent) depend subject experts for getting their needed information. A good number of students (48.13 per cent) depend printed sources and 45 per cent students depend class room lectures for getting required information.

The table further shows that male students depend mainly on electronic sources (53.62 per cent) and few numbers of male students depend subject experts. A good number of female students (56.04 per cent) depend on electronic sources and they depend class room lectures (52.74 per cent). Least number of female students (16.48 per cent) depend subject experts.

The overall analysis shows that more than half of the students (55 per cent) depend electronic sources for getting required information. The data is further classified using Fig. 3.

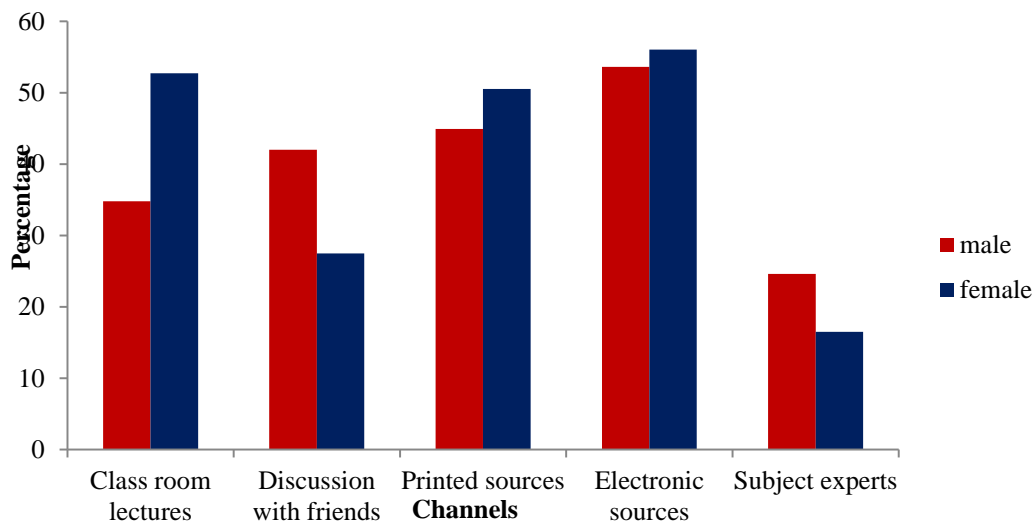


Fig. 3: Channels Used for Required Information

Fig. 3 shows that students mainly depend on electronic sources for required information and they less depend on subject experts. More than half of the female students depend on electronic sources for the required information.

Method of searching printed sources: There are varieties of information sources like print and electronic which give information to meet the needs of students. Through this question investigator wants to know the methods used by students in searching printed sources. The data obtained from students are given in Table 9.

Table 9: Method of Searching Printed Sources

Options	No. of Respondents		Grand total (N=160)	Percentage
	Male (N=69)	Female (N=91)		
Card catalogue	0 (0%)	0 (0%)	0	0
OPAC	4 (5.79%)	3 (3.29%)	7	4.38
Web OPAC	0 (0%)	0 (0%)	0	0
Browsing the shelves	37 (53.62%)	41 (45.05%)	78	48.75
Assistance from library staff	38 (55.07%)	59 (64.83%)	97	60.63

The Table 9 shows that more than half of the students (60.63 per cent) search printed sources through assistance from library staff. Least number of students (4.38 per cent) search printed sources through OPAC. A good number of students (48.75 per cent) are searching printed sources through browsing the shelves. No one search printed sources through the card catalogue.

The Table again shows that 55.07 per cent male students searching printed sources through assistance from library staff. Least number of male students and female students search printed sources through OPAC. More than half of the female students (64.83 per cent) get assistance from library staff for searching printed sources.

The overall analysis shows that the students get printed sources through assistance from library staff. Technics like card catalogue has become obsolete in the present library system.

Usage of electronic sources: There are varieties of electronic resources. This question was asked to analyze the attitude and awareness of students about electronic information resources not particular with the library resources. The data obtained from students are given in Table 10.

Table 10: Usage of Electronic Sources

Options	No. of Respondents		Grand total (N=160)	Percentage
	Male (N=69)	Female (N=91)		
Yes	59 (85.50%)	83 (91.20%)	142	88.75
No	10 (14.49%)	8 (8.79%)	18	11.25

According to the Table 10 majority of students (88.75 per cent) use electronic sources and a few numbers of students (11.25 per cent) didn't use electronic sources.

The table again shows that majority of male students (85.5 per cent) use electronic sources and least number of male students (14.49 per cent) never used electronic sources. Large majority of female students (91.2 per cent) use electronic sources and a very few number of female students (8.79 per cent) never used electronic sources.

The overall analyses show that majority of students (88.75 per cent) use electronic resources.

Usage of different electronic sources by students: The investigator wants to know about the usage of electronic sources by students. The data got from students are given in the Table 11.

Table 11: Usage of Different Electronic Sources by students

Options	No. of Respondents		Total (N=160)	Percentage
	Male (N=69)	Female (N=91)		
Internet	69 (100%)	91 (100%)	160	100
Online database	59 (85.50%)	80 (87.91%)	139	86.88
E-books	50 (72.46%)	60 (65.93%)	110	68.75
CD ROM database	30 (43.47%)	40 (43.95%)	70	43.75
E-journals	59 (85.50%)	85 (93.40%)	144	90

The Table 11 shows that total number of students (100 per cent) said that internet is the main electronic source used by students. A good number of students use (43.75 per cent) CD ROM database. Large majority of students (90 per cent) use e- journals.

The table also reveals that total number of male students (100 per cent) use internet and CD ROM database is least electronic source used by the male students. Internet is the main electronic source used by female students. 93.40 per cent female students use e- journals and usage of CD ROM database is less in number.

It shows that internet is the main electronic source used by the students and CD ROMS database are less used electronic source.

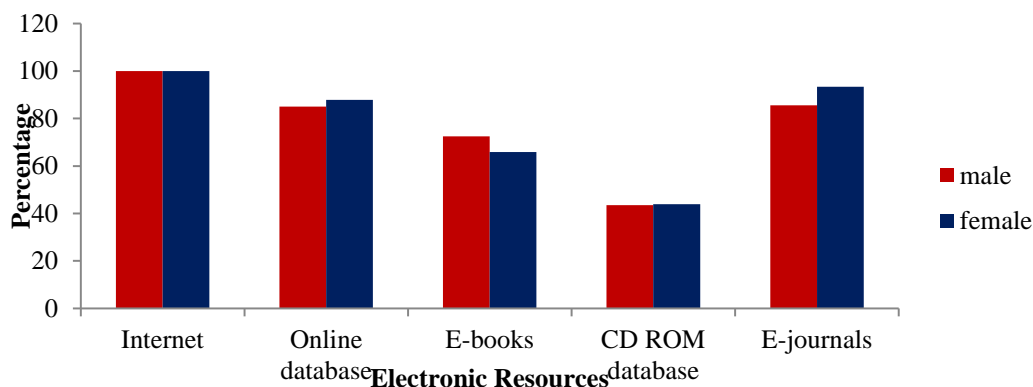
**Fig. 4: Usage of Different Electronic sources**

Fig. 4 shows that both male and female students use internet and internet based information resources. Majority of male students (85.50 per cent) use e- journals. CD ROM database is less used by students.

Formats preferred by students for various academic activities: Students have many academic activities like assignments, projects, presentation etc. For these activities students prefer both print and electronic formats. This question was asked to know about formats preferred by students for academic activities. The data obtained from students are given in Table 12.

Table 12: Formats Preferred by Students

Options	Print		Total (N=160)	Electronic		Total (N=160)
	Male (N=69)	Female (N=91)		Male (N=69)	Female (N=91)	
Assignment/project	36 (52.17%)	67 (73.62%)	103 (64.37%)	33 (47.82%)	24 (26.37%)	57 (35.62%)
Case studies	47 (68.11%)	76 (83.51%)	123 (76.87%)	22 (31.88%)	15 (16.48%)	37 (23.12%)
Dissertation	41 (59.42%)	65 (71.42%)	106 (66.25%)	28 (40.57%)	26 (28.57%)	54 (33.75%)
Presentation	18 (26.08%)	24 (26.37%)	42 (26.25%)	51 (73.91%)	67 (73.62%)	118 (73.75%)
Updating G.K	24 (34.78%)	25 (27.47%)	49 (30.62%)	45 (65.21%)	66 (72.52%)	111 (69.37%)

The Table 12 shows that both print and electronic formats are used by students for academic purposes. Majority of students (76.87 per cent) said that they prefer print format for case studies, followed by dissertation (66.25 per cent), Followed by assignments or projects (64.37 per cent) and a few number of students (26.25 per cent) prefer print format for presentation. Majority of students (73.75 per cent) use electronic format for presentation. More than half of the students (69.37 per cent) prefer electronic format for updating general knowledge. 35.62 per cent students prefer electronic format for assignments or project. A good number of students (33.75 per cent) prefer electronic format for dissertation and 23.12 per cent students prefer case studies in electronic format.

The Table further shows that more than half of the male students (68.11 per cent) said that they prefer print format for case studies and percentage for presentation is few in printed format. For assignment and project activities majority of female students prefer printed format and few number of female students (26.37 per cent) prefer print format for presentation. Majority of male students (73.91 per cent) said that they prefer electronic format for making presentation and more than half of the male students (65.21 per cent) prefer electronic format for updating G. K. 73.62 per cent female students use electronic format for making presentation and 72.5 per cent for updating G. K. Least number of female students use electronic format for case studies.

It shows that majority of students prefer print format for case studies and 73.75 per cent students prefer electronic format for presentation.

Purposes of using E-Resources: There are different purposes for which electronic resources are being used. The question was asked to know about the purposes of using e- resources. The data obtained from students are given in the Table 13.

Table 13: Purposes of Using E- resources

Options	No. of Respondents		Grand total (N=160)	Percentage
	Male (N=69)	Female (N=91)		
Accessing e-journals	21 (30.43)	30 (32.96%)	51	31.88
For assignment	42 (60.86%)	63 (69.23%)	105	65.63
Seminar preparation	33 (47.82%)	58 (63.73%)	91	56.88
Keeping up to date in your knowledge	36 (52.17%)	42 (46.15%)	78	48.75
Academic purpose	58 (84.05%)	72 (79.12%)	130	81.25

According to the Table 13 majority of students (81.25 per cent) said that they use e- resources for academic purposes. More than half of the students (65.62 per cent) use e- resources for the purpose of assignments and a good number of students (31.87 per cent) use e- resources for accessing e- journals. 56.87 per cent students use e- resources for seminar preparations.

The Table also reveals that majority of male students (84 per cent) said that they use e- resources for academic purpose and a good number of male students (30.43 per cent) use e- resources for accessing e- journals. Majority of female students (79.12 per cent) use e- resources for academic purpose and good number of female students (32.96 per cent) use e- resources for accessing e- journals.

It shows that majority of students (81.25 per cent) use e-resources for academic purposes and they less use e-resources for accessing e- journals. A good number of male students (47.82 per cent) use e-resources for seminar preparations. More than half of the male students use e-resources for updating knowledge.

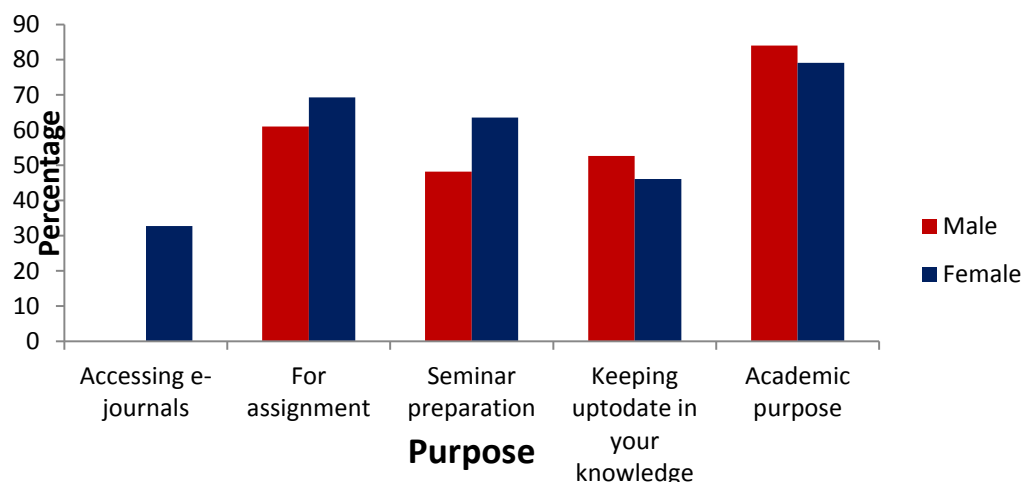


Fig. 5: Purpose of Using E-resources

Fig. 5 shows that majority of male students (84.05 per cent) use e-resources for academic purpose. 60.86 per cent male students use e-resources for assignments. Majority of female students (79.12 per cent) use e-resource for academic purpose. A good number of male students (47.82 per cent) use e-resources for seminar preparations.

Adequacy of information sources: A good library has many information sources. The investigator wants to know about the adequacy of information sources of library. The data obtained from students are given in the Table 14.

Table 14: Adequacy of Information Sources

Options	Adequate		Total	Partially adequate		Total	Inadequate		Total (N=160)
	Male (N=69)	Female (N=91)		Male (N=69)	Female (N=91)		Male (N=69)	Female (N=91)	
Text books	45 (66.21%)	68 (74.72%)	113 (70.62%)	20 (28.98%)	22 (24.17%)	42 (26.25%)	4 (5.79%)	1 (1.09%)	5 (3.12%)
Reference books	38 (55.07%)	61 (67.03%)	99 (61.87%)	26 (37.68%)	29 (31.86%)	55 (34.37%)	5 (7.24%)	9 (9.89%)	14 (8.75%)
Periodicals	31 (44.92%)	47 (51.64%)	78 (48.75%)	21 (30.43%)	37 (40.65%)	58 (36.25%)	17 (24.63%)	7 (7.69%)	24 (15%)
Subject journals	29 (42.02%)	68 (74.72%)	97 (60.62%)	31 (44.92%)	21 (23.07%)	52 (32.50%)	9 (13.04%)	10 (10.98%)	19 (11.87%)
Theses and dissertations	9 (13.04%)	19 (20.87%)	28 (17.50%)	33 (47.82%)	28 (30.76%)	61 (38.12%)	27 (39.13%)	52 (57.14%)	79 (49.37%)
Newspaper	50 (72.46%)	72 (79.12%)	122 (76.25%)	16 (23.18%)	18 (19.78%)	34 (21.25%)	3 (4.34%)	9 (13.04%)	12 (7.5%)
CD ROMS	5 (7.24%)	15 (16.48%)	20 (12.50%)	30 (43.47%)	46 (50.54%)	76 (47.5%)	34 (49.27%)	38 (41.75%)	72 (45%)

E-resources	20 (28.98%)	24 (26.37%)	44 (27.50%)	34 (49.27%)	46 (50.54%)	80 (50%)	20 (28.98%)	24 (26.37%)	44 (27.50%)
-------------	----------------	----------------	----------------	----------------	----------------	-------------	----------------	----------------	----------------

The above table shows that majority of students (76.25 per cent) said that newspapers are adequate in their library. Majority of students (70.62 per cent) said that text books are adequate in the library. CD ROMS is least adequate in library. Half number of students (50 per cent) said that e- resources are partially adequate in library and a good number of students said that CD ROMS is partially adequate in their library. Few numbers of students (21.25 per cent) said that newspaper is partially adequate. A good number of students (49.37 per cent) told that theses and dissertation are Inadequate for their library and a very few number of students says text book is inadequate.

The table again shows that majority of male students (65.21 per cent) said that text books are adequate in library and CD ROMS are less adequate. Majority of female students (74.7 per cent) have same opinion that text books and subject journals are adequate in their library. 49.27 per cent male students said e- resources are partially adequate. Few numbers of male students (23.18 per cent) says newspapers are partially adequate. Few numbers of female students (19.78 per cent) says newspaper is partially adequate and 50.5 per cent female students said that e-resources are partially adequate. A very few number of male students (4.34 per cent) said newspapers are inadequate. More than half of the female students (57.14 per cent) had cleared that theses and dissertation is inadequate and 1 per cent female students also said that text books are inadequate.

It shows that newspaper is adequate in the FIMS library and CD ROMS are less adequate. Half of the students (50 per cent) said that e-resources is partially adequate and theses and dissertations were inadequate. As more information are available in electronic format, the library should give more emphasis for the collection of electronic sources.

Satisfaction of the students: The question was intended to know the satisfaction level of students with the availability of information services in their library. The data obtained from the students are given in the Table 15.

Table 15: Satisfaction of the Students

Options	No. of Respondents		Grand total (N=160)	Percentage
	Male (N=69)	Female (N=91)		
Yes	41 (59.42%)	57 (62.63%)	98	61.25
No	28 (40.57%)	34 (37.36%)	62	38.75

The above table shows that more than half of the students (61.25 per cent) satisfied with the availability of information services in their library. A good number of students are (38.75 per cent) are not satisfied with the availability of information services in their library.

The Table again reveals that more than half of the male students (59.42 per cent) get satisfaction and 40.57 per cent male students didn't get satisfaction in the available of information services. In the case of female students 62.63 per cent get satisfaction and 37.36 per cent students are not satisfied with the available information services.

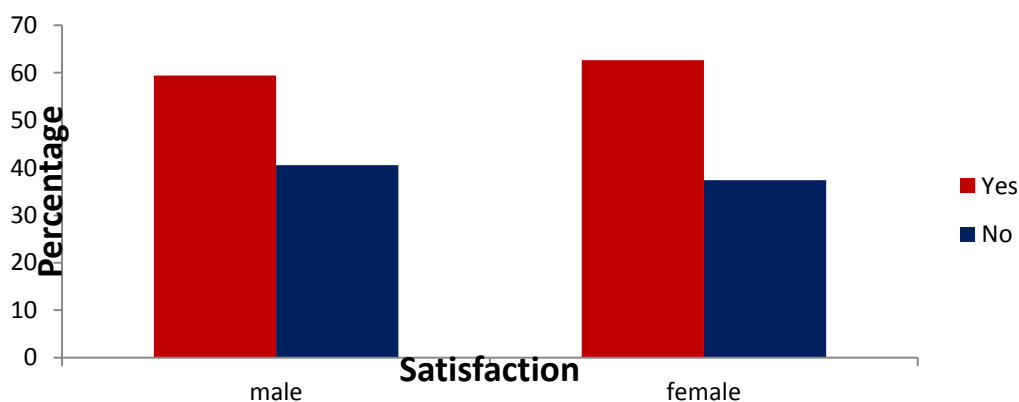


Fig. 6: Satisfaction of the Students

Fig. 6 shows that 61.25 per cent students satisfied with the availability of information services. More than half of male students (59.42 per cent) satisfied with the availability of information services. More than half female students (62.63 per cent) get satisfaction with the availability of information service in their library.

Problems in information seeking: Students face different problems in seeking information. The question was asked to know about the problems faced by students in seeking information. The data obtained from the students are given in Table 16.

Table 16: Problems in Information Seeking

Options	No of Respondents		Total (N=160)	Percentage
	Male (N=69)	Female (N=91)		
Difficulty in searching	56 (81.15%)	91 (100%)	147	91.88
Health problems	40 (57.97%)	50 (54.94%)	90	56.25
Information overload	69 (100%)	91 (100%)	160	100
Lack of infrastructure	40 (57.97%)	44 (48.35%)	84	52.5
slow access speed	50 (72.46%)	60 (65.93%)	110	68.75
Difficulty in finding relevant information	49 (71.01%)	70 (76.92%)	119	74.38
Non availability of materials	30 (43.47%)	40 (43.95%)	70	43.75
Lack of time	60 (86.95%)	60 (86.95%)	145	90.63
Information materials are old	30 (43.47%)	30 (43.47)	80	50

According to the Table 16 total numbers of students in Farook Institute of Management Studies (100 per cent) said that information overload is the main problem faced by the students and large of students (91.87 per cent) cleared that difficulty in searching is another problem faced by students. Non availability of materials is a little problem faced by students.

The table further shows that information overload is the main problem faced by both male and female students. Majority of male students (86.95 per cent) said that the lack of time is the major problem they faced problem in seeking information. A good number of female students (43.95 per cent) said that non availability of material is another problem they faced. More than half of the female students (54.94 per cent) faced health problems while seeking information.

Large majority of students facing difficulties in searching. Lack of time is another important problem faced by the students. The same data is represented using Fig. 7.

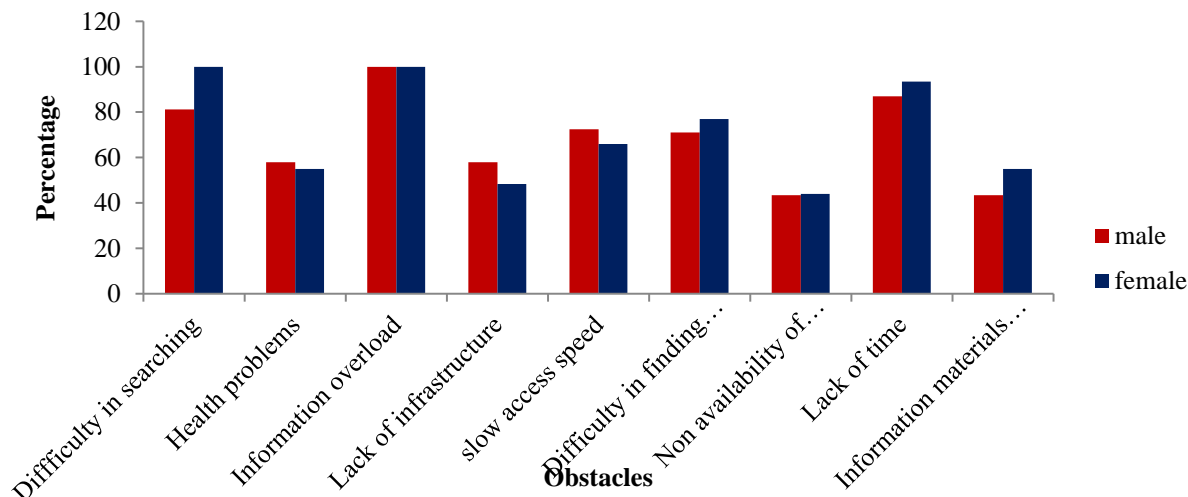


Fig. 7: Problems of Information Seeking

From the analysis it is clear that the library should concentrate on improving infrastructure facilities such as net connection, increased bandwidth for improving the access of electronic information sources.

Suggestions for improvements: The investigator wants to know about the suggestions raised by the students to improve the present conditions of library. The data obtained by the students are given in the Table 17.

Table 17: Suggestions for Improvements

Options	No. of Respondents		Grand total (N=160)	Percentage
	Male (N=69)	Female (N=91)		
User education	26 (37.68%)	34 (37.36%)	60	37.5
Collection development	47 (68.11%)	74 (81.31%)	121	75.63
Rectification and shelving of books	17 (24.63%)	29 (31.86%)	46	28.75
Proper training to staff	9 (13.04%)	17 (18.68%)	26	16.25

The above table shows that majority of students (75.62 per cent) suggest that collection development is a solution to improve present condition of their library and least number of students said a solution that is proper training to staff.

The Table also reveals that majority of male students (68.11 per cent) suggest collection development is the solution to improve library and few number of male students (24.63 per cent) suggest rectification and shelving of books. 81.31 per cent students suggest collection development to improve present condition of their library. A good number of female students (37.36 per cent) suggest user education to improve library.

It shows that majority of students (75.63 per cent) suggest collection development for the improvement of their library. 16.25 per cent students suggest proper training to staff for the improvement. It implies that collection in terms of both print and electronic resources should be improved in the library and the library should develop a regular mechanism for the same.

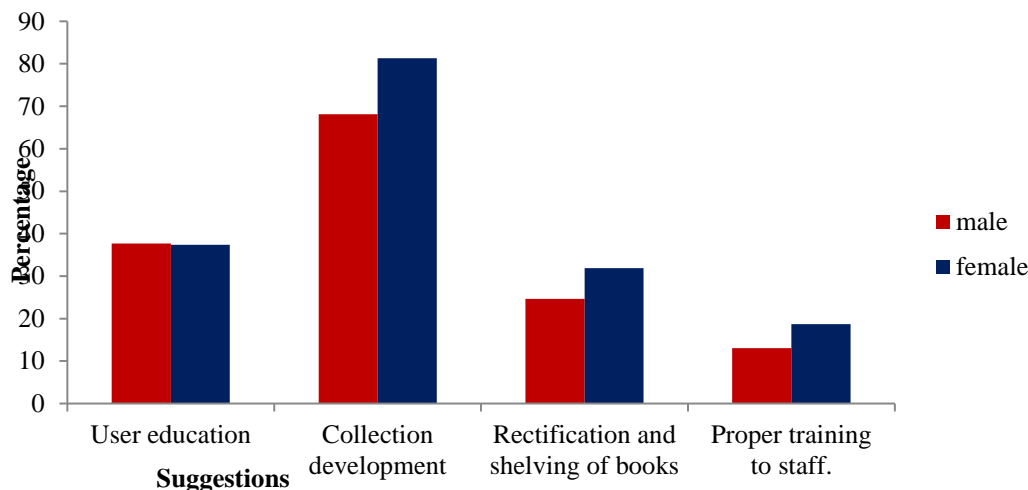


Fig. 8: Suggestions for the Improvements of Library

Fig. 8 show that 68.11 per cent male students suggest collection development for the improvement of library. 37.68 per cent male students say user education for the improvement of library. Majority of female students (81.31 per cent) said collection development for improvement of their library. Least number of female students (18.68 per cent) suggests proper training to staff for improvement of present condition of library.

Major findings of the study

1. All students in Farook Institute of Management Studies visit their library.
2. Half of the management students visiting library in alternative days and less number of students visit library once in a month. There is no single student in the college who has never visited the library.
3. Majority of students spend less than one hour in library.
4. Half of the students are visiting the library for academic purpose. All the other purposes such as reference, leisure reading and for updating G.K are generally less preferred by them for visiting college library.
5. The main resource available in Farook Institute of Management Studies library is reference book and less available source is CD ROMS.
6. Majority of students get instructions from librarian to use library resources.
7. In print, Text book is the most available resource.
8. Most of the students prefer electronic format than print format for acquiring needed information.
9. More than half of the students depend on electronic sources for required information.
10. More than half of the students get printed sources through assistance from library staff. Students also get printed sources by browsing the shelves.
11. Majority of students use electronic sources.

12. Internet is the main electronic source used by management students and CD ROM database are less used electronic source.
13. Majority of students prefer print format for preparing case studies and for making presentations they prefer electronic format.
14. Majority of students use e-resources for academic purpose and also for preparing assignments.
15. Newspapers are adequate, e-resources are partially adequate and theses and dissertations are inadequate in Farook Institute of Management Studies.
16. More than half of the students satisfied with the availability of information services in the library.
17. Large majority of students facing obstacles while seeking information. Difficulty in searching is the main problem they faced. Lack of time is another important problem faced by the students.
18. Majority of students suggest collection development for the improvement of present condition of the library.

Conclusion

An attempt has been made here by the investigator to study the information seeking behavior of students in Farook Institute of Management Studies. A set of suggestions and recommendations are also put forward to improve the quality of library. The present study focused on the information seeking behavior, information needs and purpose of students for visiting library. From the major findings it is clear that most of the students in FIMS use the library for various academic purposes. Though FIMS library has acquired some important electronic information resources, a lot of resources and facilities need to be incorporated to meet the challenges of the ever expanding information age.

References

1. Akbar Hussain. "Information Seeking Behaviour of the Teachers and Students at College of Engineering, King Saud University, Riyadh: A Study". <https://www.researchgate.in>. N.P. 7 March 2014. Web. 16 April 2017.
2. Amutha, S. "Information Seeking Behaviour of Tertiary Level Chemistry Students". *DESIDOC Journal of Library and Information Technology*. 4.10. (2015): 46-51. Ebscohost. Web. 10 April 2017.
3. Bhatia, Jaspal Kaur and Venkata Rao P. "Information Seeking Behaviour of Students in Digital Environment: A Case Study". *ir.inflibnet.ac.in*. N.P. 12 January 2012. Web. 7 February 2017.
4. Emmanuel and Jegede. "Information Needs and Information Seeking Behaviour and use of Information Resources by MBA Students at the Obafemi Awolowo University (OAU) of Nigeria". *Library Philosophy and Practice*. 25.7 (2011):98-102. Ebscohost. web. 12 February 2017.
5. Kadli, and Hanchinal. "Information Seeking Behaviour of Law Students in the Changing Digital Environment". *DESIDOC Journal of Library and Information Technology*. 35.1 (2015):61-68. Ebscohost. Web. 8 February 2017.
6. Khan, MTM. "Information organization and communication". New Delhi: EssEss Publication, 1997. Print.
7. Kharat Shilpa Vikram. "Information Seeking Behaviour of Graduate Students of SIET, Aurangabad: A Study". www.klibjils.com. N.P. 10 August 2015. Web. 20 February 2017.
8. Kiran Kumar, G. "Information Seeking Behaviour of Faculty, Research Scholar and Post Graduate Students of the University of Mysore towards Electronic Based Resources and Services: A Study". *Information Management Journal*. 40.1 (2011):60-69. Ebscohost. Web. 19 February 2017.
9. K.P Singh. "Information Needs and Information Seeking Behaviour of Foreign Students in University of Delhi: A Survey". www.ijodls.in. N.P. 20 March 2015. Web. 20 February 2017.
10. Makani, Joyline and Kelliwo, Shue. "Information Seeking Behaviour of Business and the Development of Academic Digital Library". <https://pdfs.semanticscholar.org>. N.P. 12 January 2017. Web. 20 February 2017.
11. Malliah T.Y and Veena G. "Information Seeking Behaviour of Users in Sahyadri Engineering and Management College Library, Adyar, Mangalore". www.ijarcsms.com. N.P. 20 April 2015. Web. 12 February 2017.
12. Neela, J. "Information Seeking Behaviour of Faculty Members of Rajabhat Universities in Bangkok". *DESIDOC Journal of Library and Information Technology*. 2.4 (2005): 90-102. Ebscohost. Web. 21 February 2017.
13. Nishat and Naved. "Information Seeking Behaviour of the Students at Ajmal Khan, Tibbiya College, Aligarh Muslim University: A Survey". *Library Philosophy and Practice*. 26.4 (2008):68-76. Ebscohost. Web. 8 February 2017.
14. Niranjan Singh. "Information Seeking Behaviour and Reading Habits among Teenagers in Gwalior City: A Survey". <https://www.naclin.org>. N.P. 10 January 2016. Web. 28 April 2017.
15. Orlu, Aondoana Daniel. "Information Seeking Behaviour of Masters Students: Affective and Behavioural Dimensions". *Library Philosophy and Practice*. 4.3(2016):25-79. Ebscohost. Web. 12 February 2017.
16. Peiling Wang. "Information Seeking Behaviour of Academic Researchers in the Internet Age: A User Study in the United States, China and Greece". <https://www.researchgate.net>. N.P. 10 January 2017. Web. 20 February 2017.
17. Prabhavathi, D. "Information Seeking Behaviour of Post Graduate Students of SPMVV, Tirupathi (AP): A Study". *Library Philosophy and Practice*. 1.1 (2011): 34-48. Ebscohost. Web. 20 February 2017.
18. Preethi, M. "Information Seeking Behaviour: A Study of Punjab University, India". *Pearl- A Journal of Library and Information Science*. 1.2 (2016): 102-112. Print.
19. Priya A. "Information Seeking Behaviour of the Research Students". <https://www.ceser.in>. N.P. 10 January 2017. Web. 29 April 2017.
20. Rajendran, N. "Information Seeking Behaviour of Faculty Members in Select Affiliate Colleges of Periyar University". *DESIDOC Journal of Library and Information Technology*. 31.1(2013):60-69. Ebscohost. Web. 10 February 2017.
21. Ramnah. "Information Needs and Information Seeking Behaviours of Social Science Graduate Students in Malaysian Public Universities". www.ijbssnet.com. N.P. 4 March 2011. Web. 13 February 2017.
22. Samuel S. "Information Needs and Seeking Behaviour of Medical Students, Benue State University, Makurdi". <https://www.ijird.com>. N.P. 20 March 2015. Web. 13 February 2017.
23. Shafie, Soleiman. "Information Seeking Behaviour of Post Graduate Students at Hormozgan University of Medical Sciences based on Ellis Model". *Library Philosophy and Practice*. 2.2 (2016): 60-73. Ebscohost. Web. 12 February 2017.
24. Shanmugam, Ambikapathi. "Information Seeking Behaviour of Trainee Teachers in Selected Teacher Training Colleges in Malaysia". *Malaysian Journal of Library and Information Science*. 4.1. (2010): 1-26. Ebscohost. Web. 20 April 2017.
25. Thiyam SatyabatiDevi. "Information needs and Information Seeking Behavior of Agricultural Students at the University of Swaziland: A case study". www.ijodls.in. N.P. 20 March 2014. Web. 2 February 2017.
26. Vishnu Srivastava. "Information Seeking Behaviour of Students of National Law University, Uttar Pradesh". <https://www.academicjournals.com>. N.P. 20 November 2016. Web. 25 April 2017.
27. Yadav and Kumar. "Information Needs and Information Seeking Behaviour of Post Graduate and Doctoral Students". *Library Progress*. 36.2(2016):153-165. Print.